

LEEDS CITY

SCHOOL SYSTEM SNAPSHOT: 2021 EDITION*


1517 Hurst Avenue | Leeds, AL 35094 | (205) 699-5437

Superintendent

John J. Moore






Board Members

Jeff Hudson, Dr. Aaron Moyana, Kathy P. Dutton, Chad Anderson, Scott Sisk

 **\$1,497,337**
Cost of One Month's
Operation/General Fund

 **1.27**
Number of Months
Reserve Balance

By the Numbers

	Schools ¹	4
	Students/ADM ²	1,835
	Free & Reduced Lunch.....	48%
	Community Eligibility Program.....	35%
	Number of Route Buses ³	20
	Buses 10 yrs. old or less.....	100%
	Students Bused.....	950
	Full-Time Employees.....	218
	Teachers.....	122
	Principals/ Assistant Principals.....	8
	Counselors.....	5
	Librarians.....	4
	Other Certified Employees.....	7
	Support Personnel.....	72

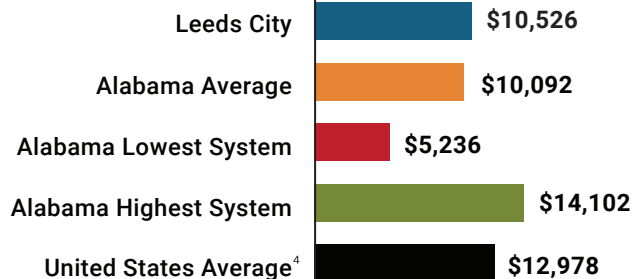
¹ Schools with enrollment, including Alternative and Career Technical Education

² Average Daily Membership

³ Data collected in FY19 and used for FY21 funding

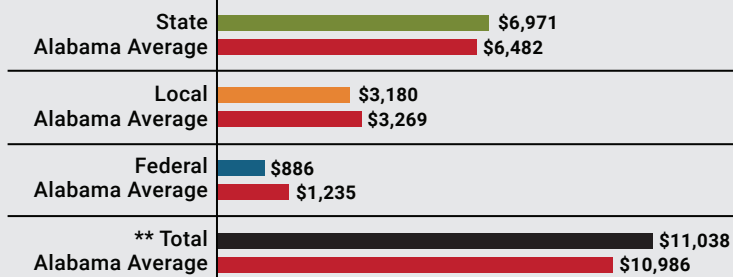
⁴ 2019-2020 NEA Rankings of the States

Total Per-Pupil Expenditures (PPE)



Per-Pupil Revenue Sources

Leeds City Revenue Sources



52
STATE
RANK

40
LOCAL
RANK

115
FEDERAL
RANK

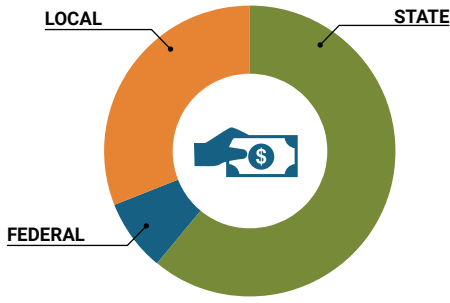
OVERALL SYSTEM RANK 59

** Total Revenue Among 137 School Systems

* THIS REPORT INCLUDES FISCAL YEAR 2019 DATA

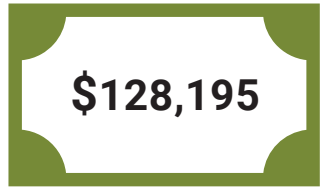
School System Revenue

How was your school system funded?¹



\$12,794,905	STATE	61%
\$1,626,289	FEDERAL	8%
\$6,695,746	LOCAL	32%
— \$1,281,950	Local 10-Mill Match	
\$5,413,796	AVAILABLE LOCAL REVENUE	

VALUE OF 1-MILL For Your School System

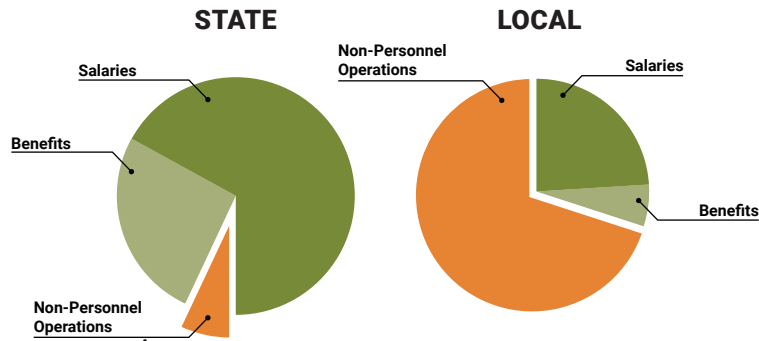


School System Spending

How did your school system spend state & local dollars?¹

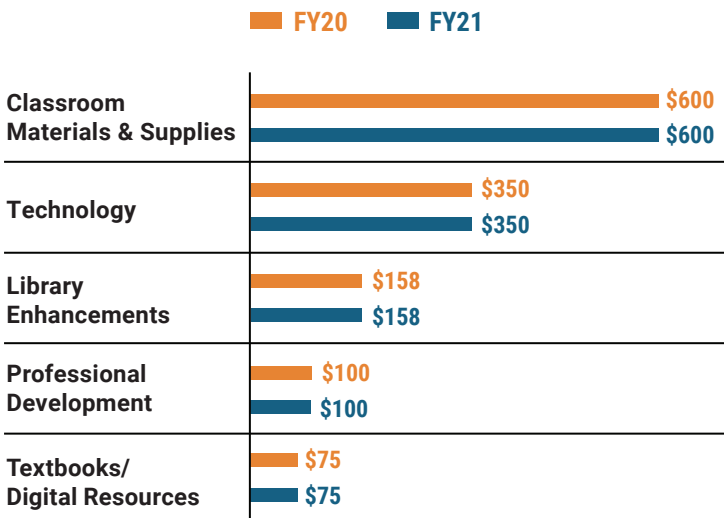
	STATE SPENDING ^{2,3}	LOCAL SPENDING ²
Salaries	\$9,008,819	\$1,111,456
Benefits	\$3,444,384	\$286,642
Non-Personnel Operations	\$880,116	\$3,212,546
TOTAL	\$13,333,318	\$4,610,643

¹ Revenues and expenditures may contain nominal variances
² Does not include debt service or capital outlay
³ Includes 10-mill match
⁴ Such as utilities, operations & maintenance, etc.

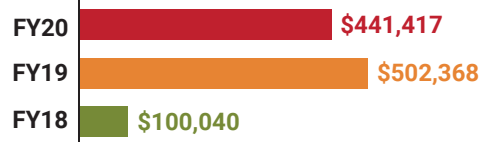


Only 7% of state funding is available for non-personnel expenditures⁴

Instructional Support



Educational Advancement & Technology Fund⁵



⁵ These one-time supplemental funds may be used for repairs and deferred maintenance, classroom instructional supplies, insurance for facilities, transportation, technology and school safety measures.

System Debt

TOTAL DEBT⁶	DEBT PER STUDENT
\$48,104,988	\$26,210

⁶ The debt totals in system audit reports may differ due to audit adjustments.